

Grade 7

Unit 3 - Pleasure

Pre reading questions

Activity 1 : Look at the two pictures in the text and say the answers.

- How many elephants are there in the picture?
- Can you guess the place ?
- What is the occasion ?

Saumya, Sahan and their parents are in Kandy to see the Kandy Perahera.

Mother: Saumya, Sahan, look! The Perahera is about to begin.

Sahan: Let's go to the front, so that we can see better.

Father: Look at the whip-crackers and the fireball acrobats leading the way. **There are** many of them now. **There were** fewer of them a few years ago.



Sahan: Father, don't you think **that there will be** more in the future?

Mother: You never know.

Saumya: Look! **There's a beautifully** decorated baby elephant.

Sahan: Oh! I missed it.

Father: Don't worry. **There will be** more.

Sahan: Saumya, **there's a majestic** tusker coming this way. What is it carrying on its back?

Mother: It's the sacred Tooth Relic of Lord Buddha.


Activity 2: Read aloud these words .repeat them. (get help of your adults/ teacher)

- | | |
|----------------------|--------------------|
| 1) parents | 6) decorated |
| 2) perahera | 7) beautifully |
| 3) begin | 8) majestic tusker |
| 4) whip-crackers | 9) sacred |
| 5) fireball-acrobats | 10) Tooth Relic |

Activity 3: Now read the dialogue aloud . Get help of your adults/ teacher.

Activity 4: Match the words with the pictures.







Lord- Buddha

drummers

flag holders

dancers

torch- holders

Activity 5: Fill in the blanks of these words. Use your text book.

1. K__dy

6.f_tu_e

2. ma__s__c

7. t_s_e_

3. p__e__s

8.T__th__e_ic

4. w__p - c__ck_r

9.de_o__t_d

5. el__hant

10. t__k_r

Read those words twice.

Activity 6: Complete these sentences . Use the phrases given in the box.

The first one is done for you.

1. Sahan, Saumya and their parents are in Kandy.
2. They went to see the
3. The whip and fire ball leading the perahera.
4. There is a decorated baby elephant.
5. The majestic tusker carrying theof Lord Buddha.
6. Saumya, there's acoming, this way.

beautifully, Kandy, majestic tusker, crackers, Kandy perahera, acrobats, Tooth Relic

Activity 7: Read the phrases given below.

I am	I am	I'm
She is	She is	She's
They are	They are	They're
We have	We have	We've

Now do the activity.

There is	There's
It is	
What is	
Let us	
We have	
I have	
Here is	

Is not	Isn't
Are not	
Was not	
Were not	
Will not be	Won't be

Activity 8: Match the antonyms.

front	→	low
begin		going
coming		worst
beautiful		end
better		back
high	←	ugly

Activity 9: Study the tables given. Write 5 sentences using each table.

There	is	two schools in the town.
	are	a bank in my village.
	isn't	a car park in the town.
	aren't	many shops in the town.
		a saloon in the village .
		a pond in my home garden.

Example: There is a pond in my home garden.

- 1)
- 2)
- 3)
- 4)
- 5)

There	was	many books in that bag.
	wasn't	a test in the class yesterday.
	were	two friends with me.
	Weren't	lot of people in the town last week.
		an accident on the road.

- 1)
- 2)
- 3)
- 4)
- 5)

There		an exhibition tomorrow.
	Will be	our term test next month.
		any old vehicles on the roads in future.
	Won't be	a party on next Monday.
		a parents's meeting of Grade 7 next Monday.

- 1)
- 2)
- 3)
- 4)

5)

Activity 10: Read the poem and answer the questions.

Sun and Moon

The moon shines clear as silver.
The sun shines bright as gold.
And both are very lovely,
And very, very old.

God hung them up as lanterns.
For all beneath the sky;
And nobody blow them out,
For they are up too high.

Charlotte Druitt Cole

- I. Who is the poet?
.....
- II. What shines like silver?
.....
- III. What shines like gold?
.....
- IV. Who hung them up as lanterns?
.....
- V. Write the name of the poet.
.....
- VI. Find rhyming words.

gold high

VII. Write suitable word given below to describe the following nouns.

- sun
- man
- girl
- moon
- lanterns
- voice
- smell
- flower
- day
- gem

(old , beautiful, sweet, lovely ,shinning, bright, silver , good, vesak , gold)

Activity 2: Write the plurals of these nouns.

- | | |
|-------------|-------------|
| 1. A boy - | 6. dish - |
| 2. A girl - | 7. party - |
| 3. A kite - | 8. glass - |
| 4. shape - | 9. child - |
| 5. beach - | 10. knife - |

Activity 3: Write the following words in the correct columns.

Nouns	Verbs	Adjectives	Adverbs

kites	flying	popular	dry	Windy	awarding	annually
entertaining	happily	signals				

Activity 4: Answer the questions.

1. What is the popular activity mention in the text?
2. Write two kind of kites in the paragraph.
3. In which weather, we can fly kites?
4. Where was the first kite made?
5. When do we can fly kites in Sri Lanka?
6. How old was the oldest participant who took part in the kite festival held in 2014?

Activity 5: Read the following notice and complete the grid.

Annual Kite Festival and Competition
will be held
On 26th August 2021
From 8.00 a.m. to 4.30 p.m.
At the Galle-Face .
Bring your attractive kite.

Planned by
Derana TV
Contact: 077- 8 125 540


Occasion	
Time	
Date	
Venue	
More details from	
Organizers	

Activity 6: Match the picture with the clues.

You must wear masks.



You should brush your teeth twice a day.



You must not go out when there is a lockdown.



You must answer this activity book.



You must not put garbage into road sides.



Activity 7: Write three instructions can be shown in the classroom.

1. -----
2. -----
3. -----

Activity 8:

Look at the fruit basket and describe the things in it using the structure given in the box.

There is a
There is an
There are



Example:

1. There are two apples in the fruit basket.

2.

3.


4.

5.

6.

7.

Activity 9: Read the instructions and arrange them in order.
(First one is done for you.)



Connect a loop of wire to your kite

Tie the sticks together.

Split and cut the bamboo.

Go fly a kite!

Glue the frame to the paper.

Gather materials: Bamboo, kite-paper, string, spindle, glue, knife, scissors

1

Activity 10: Complete the following dialogue by using the phrases given in the box..

Oh.. good idea. Come, come I will arrange the things.
 Yeah, very nice. Shall we paste it?
 Yes, I bought some tissues. Can you tie the bamboo sticks?
 Why? What's the matter?
 Mm..... I think peacock shape is nice.
 OK.Sure.

Kamal: Hello Saman, Can I meet you now?
 Saman: 1. _ Why? What's the matter? _____
 Kamal: No matter, shall we make a kite?
 Saman: 2. _____
 Kamal: OK. Give me a five minutes.

Kamal went to Saman's house.

Saman: You are welcome. Shall we start our work?
 Kamal: 3. _____
 Saman: Yes, of course. What is the shape we are going to make?
 Saman: 4. _____
 Kamal: I like it too.
 Saman: Is this okay?
 Kamal: 5. _____
 Saman: I can cut the frills.
 Kamal: I will paste the frame.
 Saman: Woo... how nice is our kite. Shall we go to the paddy field to fly it?
 Kamal: Let's go.
 Saman: Take care of yourself Kamal. There are thorny bushes.
 Kamal: 6. _____

Beyond the work activities

Find these information of your own.

1. The first stupa in Sri Lanka-.....
2. The highest water fall in Sri Lanka -.....
3. The national bird of Sri Lanka -.....
4. The national tree of Sri Lanka-.....
5. The national flower of Sri Lanka-.....
6. A botanical garden in Kandy district-.....
7. A newly constructed harbour in Sri Lanka.....
8. The protected rain forest in Ratnapura district-.....
9. The famous Hindu kovil in Trincomalee-.....
10. The largest tank in Sri Lanka-.....

